
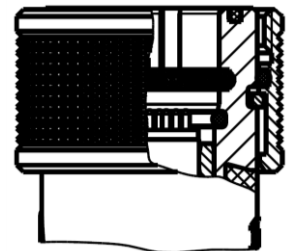
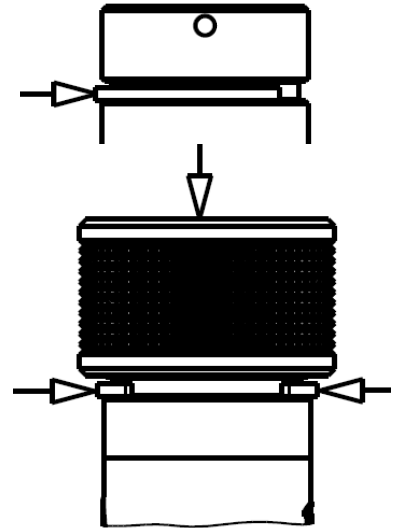


ODU AMC[®] EASY-CLEAN ADDITIONAL LOCKING KIT



A PERFECT ALLIANCE.

1. Push clip (pos. 20) on In-Line-Receptacle housing until it clicks into place.
2. Push sleeve (pos. 10) with pre-assembled O-Ring (pos. 40) on the In-Line-Receptacle housing until it clicks in to place. During this assembly step it is necessary to push the clip (pos.20) together for example with tweezers.
3. Fasten the panel mounted plug with the nut (pos. 30) and the defined locking torque (table below). The thread has to be secured with adhesive (e. g. Loctite 2701).



AMC [®] Easy-Clean Size	Part-ID	ODU-No.	Tightening torque
Size 0	50286309	756.271.098.000.000	2.5 Nm
Size 1	50289064	756.271.098.001.000	4.5 Nm
Size 1.5	50289065	756.271.098.00A.000	4.5 Nm

Delivery condition:

